

alberta[®]
Made in Italy

SEATING

collection



SEATING collection

Seating: Design che accoglie, stile che distingue.

Alberta presenta una collezione di sedie, poltrone lounge e pouf pensata per interpretare con eleganza ogni ambiente. Linee e forme differenti si combinano in un equilibrio perfetto tra comfort e design, dando vita a una proposta versatile e contemporanea. Ogni modello racconta un modo diverso di vivere lo spazio, con dettagli sartoriali, tessuti ricercati e finiture curate che esprimono l'essenza del saper fare italiano. Una collezione capace di adattarsi con naturalezza a contesti residenziali e contract, portando con sé stile, armonia e carattere.



Seating: Design that embraces, style that defines.

Alberta presents a collection of chairs, lounge armchairs, and poufs designed to elegantly complement any environment. Distinct lines and shapes merge in perfect balance between comfort and design, creating a versatile and contemporary offering. Each piece tells a unique story of how to experience space, featuring tailored details, refined fabrics, and carefully crafted finishes that embody the essence of Italian craftsmanship. A collection that naturally adapts to both residential and contract settings, bringing with it style, harmony, and character.



Seating : un design qui accueille, un style qui distingue.

Alberta présente une collection de chaises, fauteuils lounge et poufs pensée pour interpréter avec élégance chaque environnement. Des lignes et des formes différentes se combinent dans un équilibre parfait entre confort et design, donnant vie à une proposition à la fois polyvalente et contemporaine. Chaque modèle raconte une manière unique de vivre l'espace, avec des détails soignés, des tissus raffinés et des finitions étudiées qui expriment toute l'essence du savoir-faire italien. Une collection capable de s'adapter naturellement aux contextes résidentiels comme aux espaces contract, en apportant style, harmonie et caractère.



Seating: Design, das willkommen heißt – Stil, der beeindruckt.

Alberta präsentiert eine Kollektion von Stühlen, Lounge-Sesseln und Poufs, die mit Eleganz in jedes Ambiente passt. Unterschiedliche Linien und Formen vereinen sich in perfekter Balance zwischen Komfort und Design und schaffen eine vielseitige, zeitgemäße Kollektion. Jedes Modell erzählt eine eigene Art, Raum zu erleben – mit handwerklich ausgearbeiteten Details, ausgewählten Stoffen und sorgfältigen Oberflächen, die die Essenz italienischer Handwerkskunst verkörpern. Eine Kollektion, die sich harmonisch an Wohn- und Objektbereiche anpasst und Stil, Harmonie und Charakter ausstrahlt.

alberta

INDICE • INDEX

POLTRONE • ARMCHAIRS.....	09
LOUNGE.....	59
SEDIE • CHAIR.....	127
POUF.....	167
RIEPILOGO • SUMMARY.....	177
FINITURE • FINISHING.....	197
DATI TECNICI • TECHNICAL DATA.....	201

POLTRONE • ARMCHAIR



ARIEL11



LITTLESOFY 19



IVY27



ANNETTE 35



BRIGIDA45



BECKY 51

LOUNGE



MEGAN 61



BREK 75



ARIEL 87



RIRI 95



LION107



NORA MEDIUM115



FLOWER123

SEDIE • CHAIR



VICKY129



AMY143



DEVA151



NELL159

POUF



BIGBOB169



BOB173

Le immagini riportate in questo catalogo hanno uno scopo puramente illustrativo e sono realizzate mediante tecniche di computer grafica per mostrare una possibile soluzione di arredo e finitura. I dettagli, i materiali e le finiture sono indicativi e potrebbero subire variazioni durante la fase esecutiva.

The images shown in this catalogue are for illustrative purposes only and have been created using computer graphics techniques to present a possible furnishing and finishing solution. Details, materials, and finishes are indicative only and may be subject to change during the production phase.

**POLTRONE •
ARMCHAIRS**

alberta®

ARIEL




Design by
Alberta Style Department

alberta®









LITTLESOFY



Design by
Alberta Style Department

alberta®









IVY



Design by
Alberta Style Department

alberta®









ANNETTE



Design by
Alberta Style Department

alberta®











BRIGIDA



Design by
Alberta Style Department

alberta®







BECKY



Design by
Alberta Style Department

alberta®









LOUNGE

alberta®

MEGAN



Design by
Alberta Style Department

alberta®















BREK




Design by
Alberta Style Department

alberta®













ARIEL



Design by
Alberta Style Department

alberta®









RIRI



Design by
Alberta Style Department

alberta®













LION LOW



Design by
Alberta Style Department

alberta®









NORA MEDIUM



Design by
Alberta Style Department

alberta®









FLOWER



Design by
Alberta Style Department

alberta®





SEDIE • CHAIRS

VICKY



Design by
Alberta Style Department

alberta[®]















AMY - AMY OPEN



Design by
Alberta Style Department

alberta®









DEVA



Design by
Alberta Style Department

alberta®









NELL



Design by
Alberta Style Department

alberta[®]









POUF

alberta®

BIG BOB



Design by
Alberta Style Department

alberta®





BOB



Design by
Alberta Style Department

alberta®






RIEPILOGO • SUMMARY

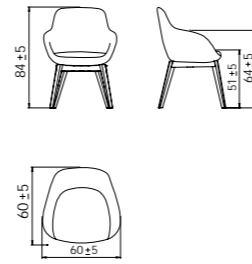
alberta®

POLTRONE • ARMCHAIRS




10 11

ARIEL poltrona/armchair/fauteuil/Sessel
 • 2ARIPL7 • Columbia 9K1 Cat.F • Base Dark walnut beech




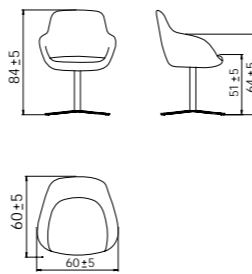
12 13

ARIEL poltrona/armchair/fauteuil/Sessel
 • 2ARIPL26 • Columbia 9K1 Cat.F • Base Natural ash




14 15

ARIEL poltrona/armchair/fauteuil/Sessel
 • 2ARIPL15 • Columbia 9K1 Cat.F • Base Polished chrome steel



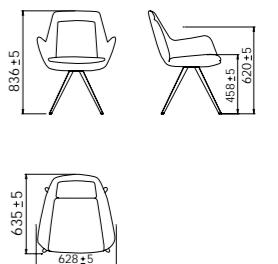
16 17

ARIEL poltrona/armchair/fauteuil/Sessel
 • 2ARIPL17 • Columbia 9K1 Cat.F • Base Wenge beech
 • 2ARIPL26 • Columbia 9K1 Cat.F • Base Natural ash




18 19

LITTLESOFY poltrona/armchair/fauteuil/Sessel
 • 1LSOPP13 • Terre De Lin 500 Senape Cat.7
 • Base Polished chrome steel



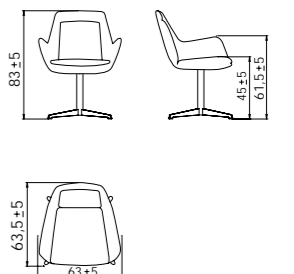
20 21

LITTLESOFY poltrona/armchair/fauteuil/Sessel
 • 1LSOPL26 • Terre De Lin 500 Senape Cat.7 • Base Natural ash



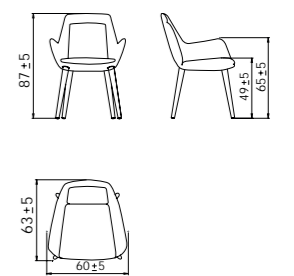
22 23

LITTLESOFY poltrona/armchair/fauteuil/Sessel
 • 1LSOPR1 • Terre De Lin 500 Senape Cat.7 • Base Matt black steel




24 25

LITTLESOFY poltrona/armchair/fauteuil/Sessel
 • 1LSOPGL • Terre De Lin 500 Senape Cat.7 • Base Medium walnut beech



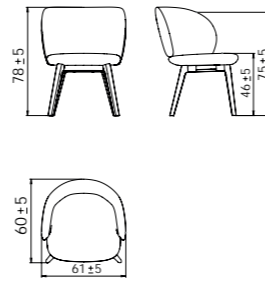
POLTRONE • ARMCHAIRS



26

27

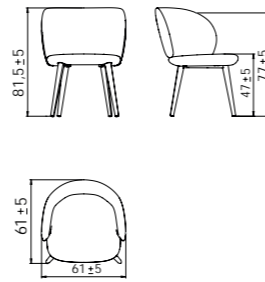
- IVY poltrona/armchair/fauteuil/Sessel
 • 1IVYPL26 • 6526 Romuald Legni Cat.6
 • Base Medium walnut beech



28

29


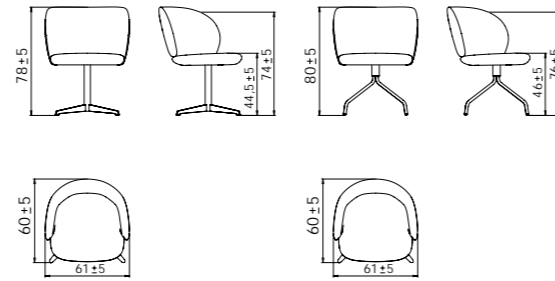
- IVY poltrona/armchair/fauteuil/Sessel
 • 1IVYPL12 • 6526 Romuald Legni Cat.6 • Base Wenge beech



32

33

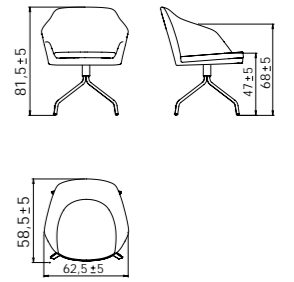
- IVY poltrona/armchair/fauteuil/Sessel
 • 1IVYPR1
 • 6526 Romuald Legni Cat.6
 • Base Polished chrome steel
 • 1IVYPP10
 • 6526 Romuald Legni Cat.6
 • Base Polished chrome steel



36

37

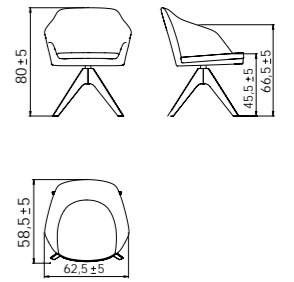
- ANNETTE poltrona/armchair/fauteuil/Sessel
 • 1ANNPP10 • Arizona Petrolio Cat.6 • Base Polished chrome steel



38

39


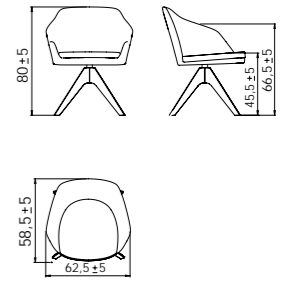
- ANNETTE poltrona/armchair/fauteuil/Sessel
 • 1ANNPL17 • Arizona Bruciato Cat.6 • Base Natural ash



40

41

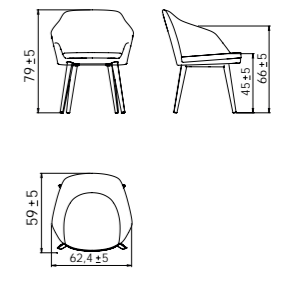
- ANNETTE poltrona/armchair/fauteuil/Sessel
 • 1ANNPL17 • Arizona Bruciato Cat.6 • Base Natural ash



42

43

- ANNETTE poltrona/armchair/fauteuil/Sessel
 • 2ANNPL12 • Ascott 9N6 Cat.G • Base Wenge beech


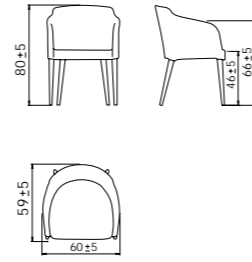


POLTRONE • ARMCHAIRS



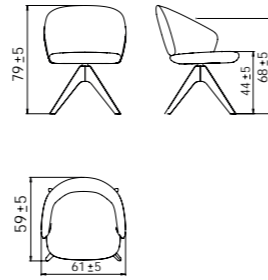
46 47

BRIGIDA poltrona/armchair/fauteuil/Sessel
 • 2BRGP • Ascott 9n1 Cat.G • Base Wenge beech



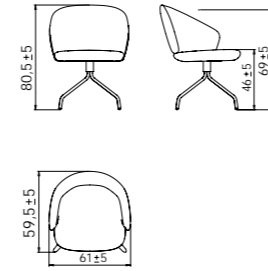
50 51

BECKY poltrona/armchair/fauteuil/Sessel
 • 1BKEPL17 • Columbia 9K4 Cat.F • Base Dark walnut beech



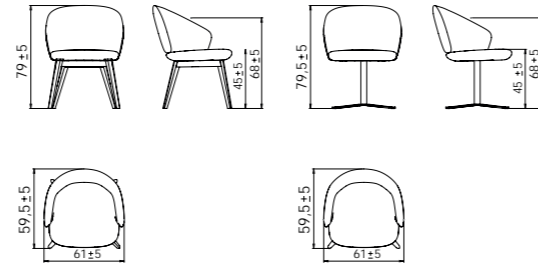
52 53

BECKY poltrona/armchair/fauteuil/Sessel
 • 1BKEPP10 6522 • Columbia 9K4 Cat.F • Base Matt black steel



54 55

BECKY poltrona/armchair/fauteuil/Sessel
 • 1BKEPL7
 • Columbia 9K4 Cat.F
 • Base Natural ash
 • 1BKEPR15
 • Columbia 9K4 Cat.F
 • Base Polished chrome steel

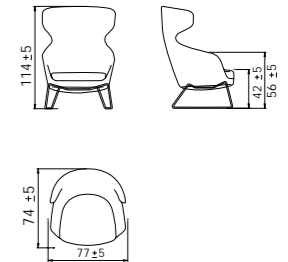


LOUNGE



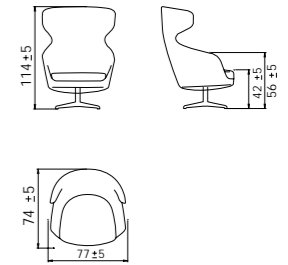
64 65

MEGAN lounge
 • 2MGRLNGS7 • Sensation 9C6 Cat.H • Base Polished chrome steel



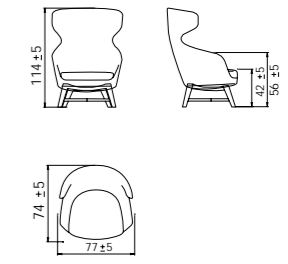
68 69

MEGAN lounge
 • 2MGRLNGR7 • Ascott 9N1 Cat.G • Base Polished chrome steel



72 73

MEGAN lounge
 • 1MGRLNGL30 • Volano Beige Cat.8 • Base Natural ash


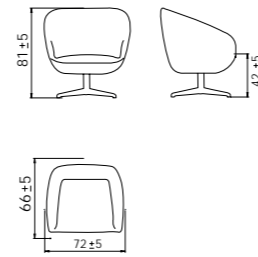


LOUNGE



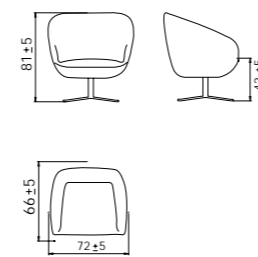
76 77

BREK lounge
 • 1BRELNGR7 • Cile 13 Verde Cat.7 • Base Polished chrome steel



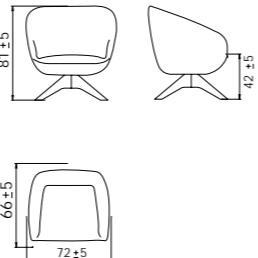
78 79

BREK lounge
 • 1BRELNGR13 • Zoe 1501 Cat.6 • Base Polished chrome steel




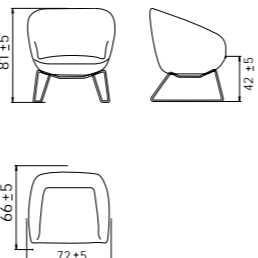
80 81

BREK lounge
 • 1BRELNGL21 • Zoe 1503 Cat.6 • Base Wenge beech
 • DION divano/sofa



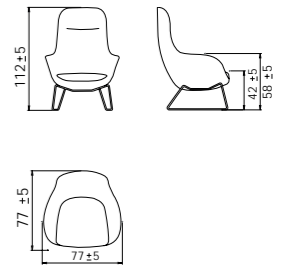
84 85

BREK lounge
 • 1BRELNCS7 • Zoe 1520 Cat.6 • Base Polished chrome steel



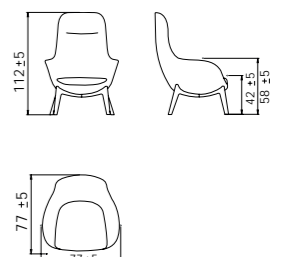
86 87

ARIEL lounge
 • 1ARILNGS7 • 8705 Volano 13 Petrolio – Cat. 8 • Base Polished chrome steel




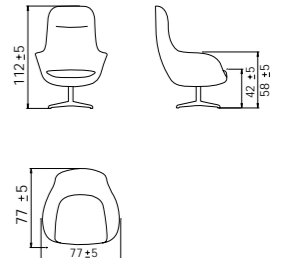
88 89

ARIEL lounge
 • 1ARILNGL14 • 8705 Volano 13 Petrolio – Cat. 8 • Base Natural ash
 • PREMIERE divano/sofa



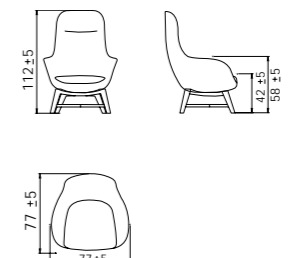
90 91

ARIEL lounge
 • 1ARILNGR7 • 8705 Volano 13 Petrolio – Cat. 8 • Base Polished chrome steel

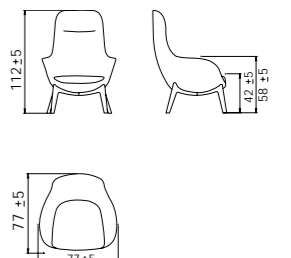


92 93

ARIEL lounge
 • 1ARILNGL14
 • 8705 Volano 13 Petrolio – Cat. 8
 • Base Natural ash



• 1ARILNGL30
 • 8705 Volano 13 Petrolio – Cat. 8
 • Base Wenge beech

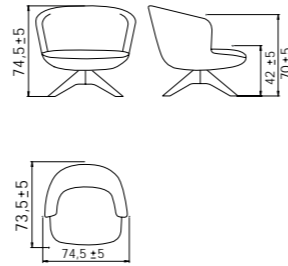


LOUNGE



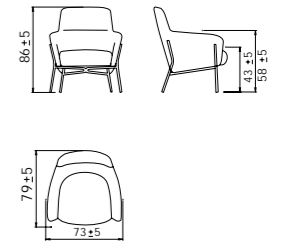
96 97

RIRI lounge
 • 1RIRLNL21 • Cile Verde Cat.7 • Base Natural ash




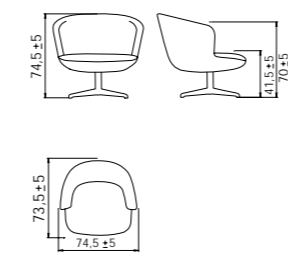
110 111

LIONLOW lounge
 • 1ARILNGL14 • 7A56 Cile 16 Mattone Cat. 7
 • MONCHERI divano/sofa
 • ISLAND tavolino/small table



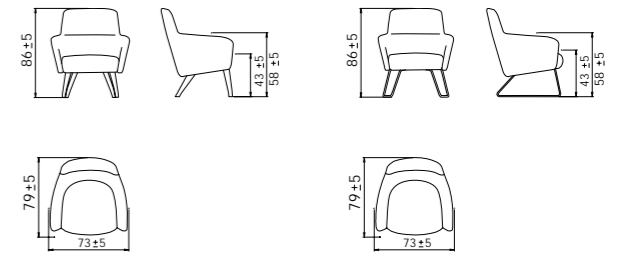
98 99

RIRI lounge
 • 2RIRLNGR7 • Fjord 942 Cat.G • Base Polished chrome steel




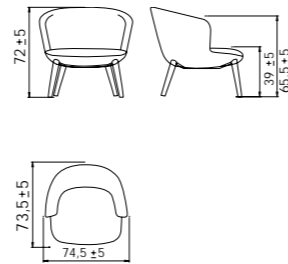
112 113

LIONLOW lounge
 • 1LIOLGLL40
 • 7A56 Cile 16 Mattone Cat. 7
 • Base Polished chrome steel
 • ISLAND tavolino/small table
 • 1LIOLGLS11
 • 7A56 Cile 16 Mattone Cat. 7
 • Base Polished chrome steel
 • ISLAND tavolino/small table



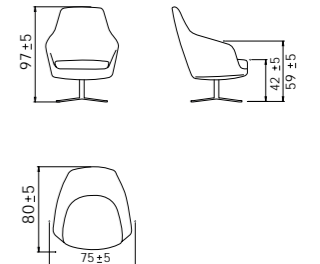
100 101

RIRI lounge
 • 2RIRLNL32 • Cile Blu Cat.7 • Base Wenge beech
 • FLY divano/sofa




114 115

NORA MEDIUM lounge
 • 2NRALGMR13 • Columbia 9K3 Cat.F • Base Polished chrome steel



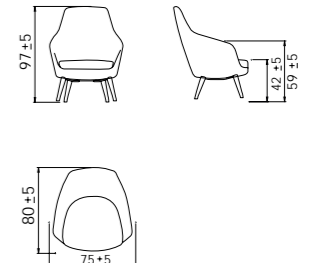
104 105

RIRI lounge
 • 1RIRLNGS7 • Cile Sabbia Cat.7 • Base Polished chrome steel



116 117

NORA MEDIUM lounge
 • 2NRALGML25 • Columbia 9K3 Cat.F • Base Black beech
 • ISLAND tavolino/small table



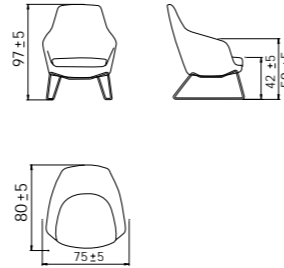
LOUNGE



118

119

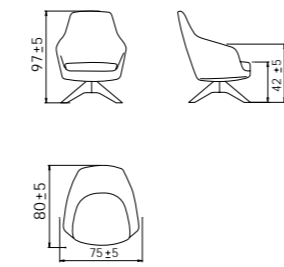
NORA MEDIUM lounge
 • 2NRALGMS7 • Columbia 9K3 Cat.F • Base Polished chrome steel
 • ISLAND tavolino/small table



120

121

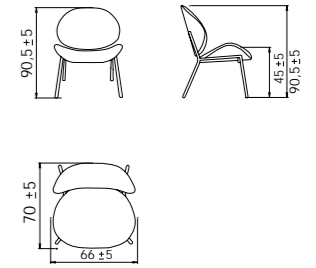
NORA MEDIUM lounge
 • 2NRALGML21 • Columbia 9K3 Cat.F • Base Black beech
 • ISLAND tavolino/small table



124

125

FLOWER lounge
 • 1FLWLNG • Cile Sabbia Cat.7 • Base Polished chrome steel

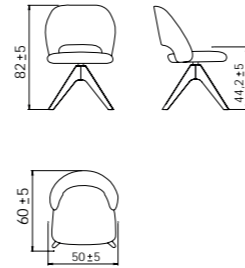


SEDIE • CHAIRS



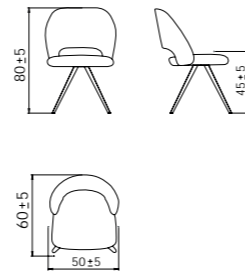
130 131

VICKY sedia/chair/chaise/Stuhl
 • 1VKYSEL17 • Ascott 9N6 Cat.G • Base Wenge beech



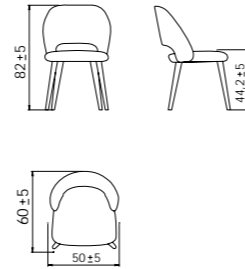
134 135

VICKY sedia/chair/chaise/Stuhl
 • 1VKYSEP13 • Arizona Cammello Cat.6 • Base Polished chrome steel



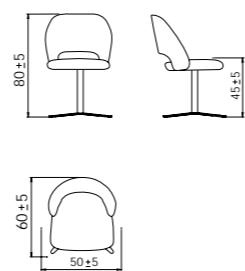
138 139

VICKY sedia/chair/chaise/Stuhl
 • 1VKYSEL12 • Arizona Greige Cat.6 • Base Wenge beech



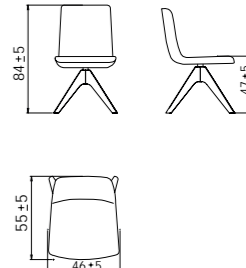
140 141

VICKY sedia/chair/chaise/Stuhl
 • 1VKYSER15 • Ascott 9N3 Cat.G • Base Polished chrome steel



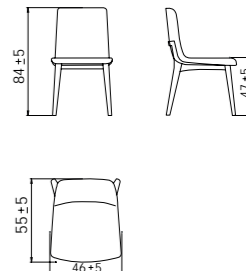
142 143

AMY sedia/chair/chaise/Stuhl
 • 1AMYSEL17 • 6B89 Pensiero Turc. – Cat. 6 • Base Natural ash



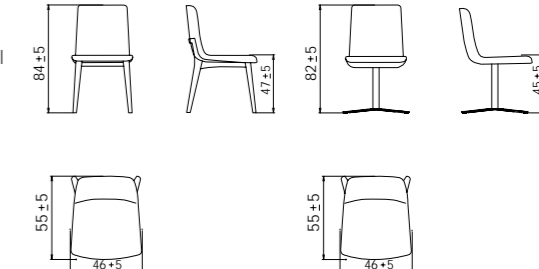
144 145

AMY sedia/chair/chaise/Stuhl
 • 1AMYSEL36 • 6B89 Pensiero Turc. – Cat. 6 • Base Wenge beech



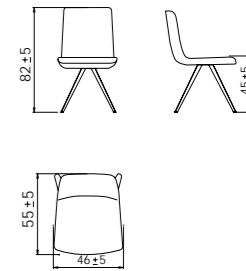
146 147

AMY sedia/chair/chaise/Stuhl
 • 1AMYSEL36 • Base Wenge beech
 • 1AMYSER15 • Base Polished chrome steel
 • 6B89 Pensiero Turc. – Cat. 6




148 149

AMY sedia/chair/chaise/Stuhl
 • 1AMYSEP13 • 6B89 Pensiero Turc. – Cat. 6 • Base Matt black steel

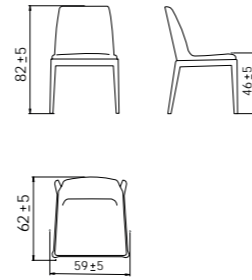


SEDIE • CHAIRS




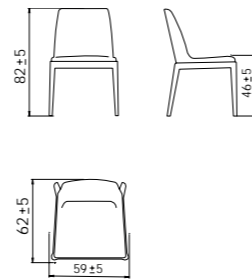
150 151

DEVA sedia/chair/chaise/Stuhl
 • 1DEVSEL29 • Columbia 9K6 Cat.F • Base Natural ash



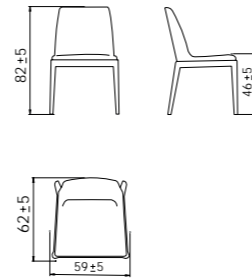
152 153

DEVA sedia/chair/chaise/Stuhl
 • 1DEVSEL29 • Columbia 9K6 Cat.F • Base Natural ash




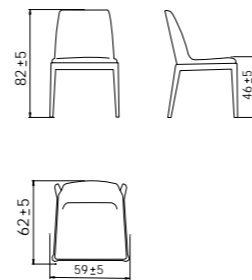
154 155

DEVA sedia/chair/chaise/Stuhl
 • 1DEVSEL29 • Columbia 9K6 Cat.F • Base Natural ash



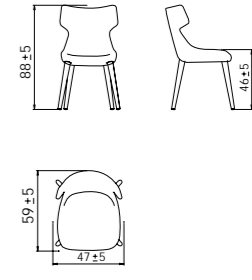
156 157

DEVA sedia/chair/chaise/Stuhl
 • 1DEVSEL29 • Columbia 9K6 Cat.F • Base Natural ash



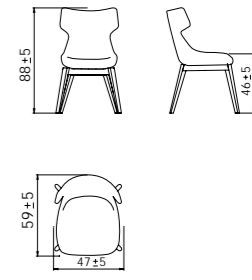
158 159

NELL sedia/chair/chaise/Stuhl
 • 1NELSEGL • Fjord 942 Cat.G • Base Wenge beech



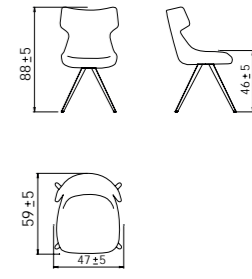
160 161

NELL sedia/chair/chaise/Stuhl
 • 1NELSEL9 • Arizona Cammello Cat.6 • Base Polished chrome steel



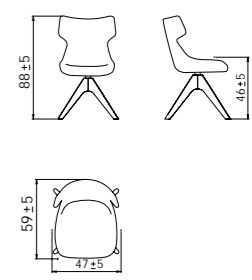
162 163

NELL sedia/chair/chaise/Stuhl
 • 1NELSEP13 • Arizona Petrolio Cat.6 • Base Polished chrome steel




164 165

NELL sedia/chair/chaise/Stuhl
 • 1NELSEL17 • Arizona Bruciato Cat.6 • Base Natural ash


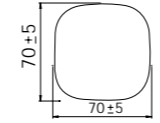
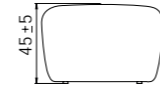


POUF



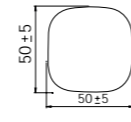
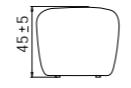
170 171

BIGBOB pouf
• 1BOBPFBG • Arizona Limetta Cat.6
• NUVOLA divano/sofa



174 175

BOB pouf
• 2BOBPOUFF • Windsor 9P2 Cat.H
• GRACE divano/sofa



FINITURE • FINISHING

METALLO/METAL/MÉTAL/METALL




Matt Black



Polished Chrome


LEGNO/WOOD/BOIS/HOLZ




Natural



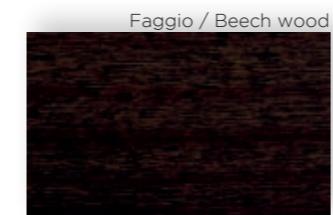
Natural Oak



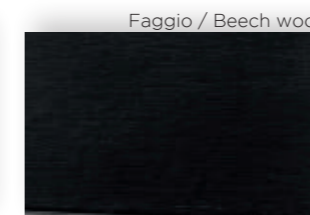
Medium Walnut



Dark Walnut



Wengè



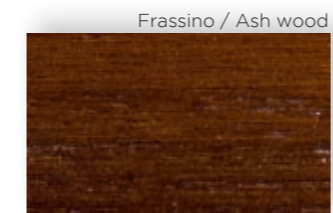
Black



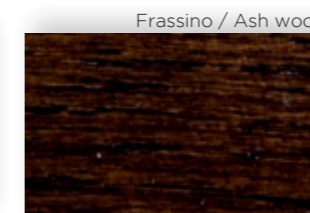
Natural



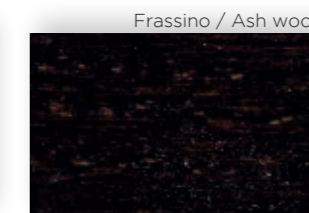
Natural Oak



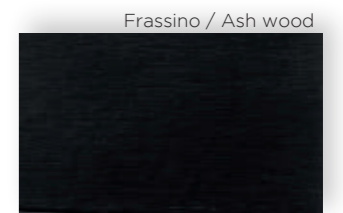
Medium Walnut



Dark Walnut



Wengè



Black

DATI TECNICI • TECHNICAL DATA

POLTRONE • ARMCHAIRS

ARIEL	202
LITTLESOFY	204
IVY	206
ANNETTE	208
BRIGIDA	210
BECKY.....	212

LOUNGE

MEGAN	214
BREK	216
ARIEL	218
RIRI	220
LION LOW.....	222
NORA MEDIUM.....	224
FLOWER.....	226

SEDIE • CHAIRS

VICKY	228
AMY - AMY OPEN.....	230
DEVA	232
NELL	234

POUF

BIG BOB	236
BOB	237

ARIEL poltrona/armchair/fauteuil/Sessel
elementi/elements/éléments/Elemente

Design by Alberta Style Department



Struttura portante: Inserto interno in metallo tondino, piatti, tubi, quadri e tondi di varie dimensioni. Listello in legno multistrato o tondello in gomma inserito sotto la scocca per la puntatura del tessuto.

Imbottiture: Poliuretano "POLFLEX" indeformabile stampato a freddo, densità media 60 kg/m³.

Base: Basamenti a scelta. In acciaio - metallo o in legno di frassino - faggio personalizzabili in differenti finiture.

Supporting structure: Internal frame in metal rod, flat bars, tubes, and round or square profiles of various sizes. Plywood strip or rubber dowel inserted under the shell for fabric stapling.

Padding: "POLFLEX" cold-moulded, non-deformable polyurethane foam, medium density 60 kg/m³.

Base: Choice of bases. In steel/metal or in ash/beech wood, customizable in different finishes.

Structure portante: Insert interne en tiges, plaques, tubes, profils carrés et ronds en métal de différentes dimensions. Languette en bois multiplis ou tige en caoutchouc insérée sous la coque pour l'agrafage du tissu.

Rembourrage: Polyuréthane « POLFLEX » indéformable moulé à froid, densité moyenne 60 kg/m³.

Base: Piétements au choix. En acier/métal ou en bois de frêne/hêtre, personnalisables avec différentes finitions.

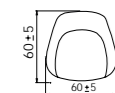

Tragstruktur: Innenrahmen aus Metallstäben, Flachstahl, Rohren sowie Vierkant- und Rundprofilen in verschiedenen Größen. Sperrholzleiste oder Gummistab unter der Schale zur Befestigung des Bezugsstoffes eingesetzt.

Polsterung: „POLFLEX“ kaltgeschäumter, formstabiler Polyurethanschaum, mittlere Dichte 60 kg/m³.

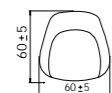
Gestell: Wählbare Untergestelle. Aus Stahl/Metall oder aus Eschen- bzw. Buchenholz, individuell in verschiedenen Oberflächen erhältlich.

Cod. Tessuto/fabric/tissu/Stoff: 1/01

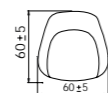
Cod. Pelle/leather/cuir/Leder: 2/02



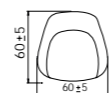
1ARIPR1
2ARIPR1



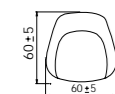
1ARIPR15
2ARIPR15



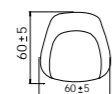
1ARIPP10
2ARIPP10



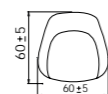
1ARIPL13
2ARIPL13



1ARIPL17
2ARIPL17



1ARIPL26
2ARIPL26



1ARIPL7
2ARIPL7



BaseR1 in metallo cromato lucido girevole/
In polished chrome-plated metal swivel/En métal chromé poli pivotant/Aus hochglanzverchromtem Metall Eschenholz



BaseR15 in metallo cromato lucido girevole/In polished chrome-plated metal swivel/En métal chromé poli pivotant/Aus hochglanzverchromtem Metall Eschenholz



BaseP10 in metallo cromato lucido girevole/In polished chrome-plated metal swivel/En métal chromé poli pivotant/Aus hochglanzverchromtem Metall Eschenholz



BaseL13 in legno di frassino/In ash wood/ En bois de frêne/ Aus Eschenholz



BaseL17 in legno di frassino girevole/ In ash wood swivel/ En bois de frêne pivotant/ Aus drehbarem Eschenholz



BaseL26 in legno di frassino girevole/ In ash wood swivel/ En bois de frêne pivotant/ Aus drehbarem Eschenholz



BaseL7 in legno di faggio/In beech wood/ En bois de hêtre/ Aus Buchenholz

LITTLESOFY poltrona/armchair/fauteuil/Sessel
elementi/elements/éléments/Elemente

Design by Alberta Style Department



Struttura portante: Inserto interno in metallo tondino, piatti, tubi, quadri e tondi di varie dimensioni. Listello in legno multistrato o tondello in gomma inserito sotto la scocca per la puntatura del tessuto.

Imbottiture: Poliuretano "POLFLEX" indeformabile stampato a freddo, densità media 60 kg/mc.

Base: Basamenti a scelta. In acciaio - metallo o in legno di frassino - faggio personalizzabili in differenti finiture.

Supporting structure: Internal frame in metal rod, flat bars, tubes, and round or square profiles of various sizes. Plywood strip or rubber dowel inserted under the shell for fabric stapling.

Padding: "POLFLEX" cold-moulded, non-deformable polyurethane foam, medium density 60 kg/m³.

Base: Choice of bases. In steel/metal or in ash/beech wood, customizable in different finishes.

Structure portante: Insert interne en tiges, plaques, tubes, profils carrés et ronds en métal de différentes dimensions. Languette en bois multiplis ou tige en caoutchouc insérée sous la coque pour l'agrafage du tissu.

Rembourrage: Polyuréthane « POLFLEX » indéformable moulé à froid, densité moyenne 60 kg/m³.

Base: Piétements au choix. En acier/métal ou en bois de frêne/hêtre, personnalisables avec différentes finitions.

Tragstruktur: Innenrahmen aus Metallstäben, Flachstahl, Rohren sowie Vierkant- und Rundprofilen in verschiedenen Größen. Sperrholzleiste oder Gummistab unter der Schale zur Befestigung des Bezugsstoffes eingesetzt.

Polsterung: „POLFLEX“ kaltgeschäumter, formstabiler Polyurethanschaum, mittlere Dichte 60 kg/m³.

Gestell: Wählbare Untergestelle. Aus Stahl/Metall oder aus Eschen- bzw. Buchenholz, individuell in verschiedenen Oberflächen erhältlich.

Cod. Tessuto/fabric/tissu/Stoff: 1/01

Cod. Pelle/leather/cuir/Leder: 2/02



1LSOPR1
2LSOPR1



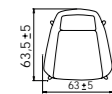
1LSOPR15
2LSOPR15



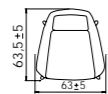
1LSOPP13
2LSOPP13



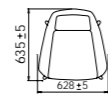
1LSOPGL
2LSOPGL



1LSOPL17
2LSOPL17



1LSOPL26
2LSOPL26



1LSOPL7
2LSOPL7



1LSOPL17
2LSOPL17



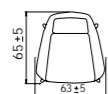
1LSOPL26
2LSOPL26



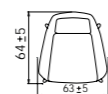
1LSOPL7
2LSOPL7



1LSOPL17
2LSOPL17



1LSOPL26
2LSOPL26



1LSOPL7
2LSOPL7



BaseR1 in metallo cromato lucido girevole/
In polished chrome-plated metal swivel/En métal chromé poli pivotant/Aus hochglanzverchromtem Metall Eschenholz



BaseR15 in metallo cromato lucido girevole/In polished chrome-plated metal swivel/En métal chromé poli pivotant/Aus hochglanzverchromtem Metall Eschenholz



BaseP13 in acciaio cromato lucido/In polished chrome-plated steel/En acier chromé poli/Aus hochglanzverchromtem Stah



BaseGL in legno di frassino/ In ash wood/ En bois de frêne/ Aus Eschenholz



BaseL17 in legno di frassino girevole/ In ash wood swivel/ En bois de frêne pivotant/ Aus drehbarem Eschenholz



BaseL26 in legno di frassino girevole/ In ash wood swivel/ En bois de frêne pivotant/ Aus drehbarem Eschenholz



BaseL7 in legno di faggio/ In beech wood/ En bois de hêtre/ Aus Buchenholz

Design by Alberta Style Department



Struttura portante: Inserto interno in metallo tondino, piatti, tubi, quadri e tondi di varie dimensioni. Listello in legno multistrato o tondello in gomma inserito sotto la scocca per la puntatura del tessuto.
Imbottiture: Poliuretano "POLFLEX" indeformabile stampato a freddo, densità media 60 kg/mc.
Base: Basamenti a scelta. In acciaio - metallo o in legno di frassino - faggio personalizzabili in differenti finiture.

Supporting structure: Internal frame in metal rod, flat bars, tubes, and round or square profiles of various sizes. Plywood strip or rubber dowel inserted under the shell for fabric stapling.
Padding: "POLFLEX" cold-moulded, non-deformable polyurethane foam, medium density 60 kg/m³.
Base: Choice of bases. In steel/metal or in ash/beech wood, customizable in different finishes.

Structure portante: Insert interne en tiges, plaques, tubes, profils carrés et ronds en métal de différentes dimensions. Languette en bois multiplis ou tige en caoutchouc insérée sous la coque pour l'agrafage du tissu.
Rembourrage: Polyuréthane « POLFLEX » indéformable moulé à froid, densité moyenne 60 kg/m³.
Base: Piétements au choix. En acier/métal ou en bois de frêne/hêtre, personnalisables avec différentes finitions.

Tragstruktur: Innenrahmen aus Metallstäben, Flachstahl, Rohren sowie Vierkant- und Rundprofilen in verschiedenen Größen. Sperrholzleiste oder Gummistab unter der Schale zur Befestigung des Bezugsstoffes eingesetzt.
Polsterung: „POLFLEX“ kaltgeschäumter, formstabiler Polyurethanschaum, mittlere Dichte 60 kg/m³.
Gestell: Wählbare Untergestelle. Aus Stahl/Metall oder aus Eschen- bzw. Buchenholz, individuell in verschiedenen Oberflächen erhältlich.

Cod. Tessuto/fabric/tissu/Stoff: 1/01
Cod. Pelle/leather/cuir/Leder: 2/02



1IVYPR1
2IVYPR1



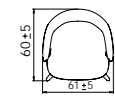
1IVYPR15
2IVYPR15



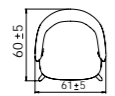
1IVYPP10
2IVYPP10



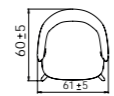
1IVYPL12
2IVYPL12



1IVYPL17
2IVYPL17



1IVYPL26
2IVYPL26



1IVYPL7
2IVYPL7



BaseR1 in metallo cromato lucido girevole/
In polished chrome-plated metal swivel/En métal chromé poli pivotant/Aus hochglanzverchromtem Metall Eschenholz



BaseR15 in metallo cromato lucido girevole/In polished chrome-plated metal swivel/En métal chromé poli pivotant/Aus hochglanzverchromtem Metall Eschenholz



BaseP10 in metallo cromato lucido girevole/In polished chrome-plated metal swivel/En métal chromé poli pivotant/Aus hochglanzverchromtem Metall Eschenholz



BaseL12 in legno di frassino/In ash wood/ En bois de frêne/ Aus Eschenholz



BaseL17 in legno di frassino girevole/ In ash wood swivel/ En bois de frêne pivotant/ Aus drehbarem Eschenholz



BaseL26 in legno di frassino girevole/ In ash wood swivel/ En bois de frêne pivotant/ Aus drehbarem Eschenholz



BaseL7 in legno di faggio/In beech wood/ En bois de hêtre/ Aus Buchenholz

ANNETTE poltrona/armchair/fauteuil/Sessel
elementi/elements/éléments/Elemente

Design by Alberta Style Department



Struttura portante: Inserto interno in metallo tondino, piatti, tubi, quadri e tondi di varie dimensioni. Listello in legno multistrato o tondello in gomma inserito sotto la scocca per la puntatura del tessuto.
Imbottiture: Poliuretano "POLFLEX" indeformabile stampato a freddo, densità media 60 kg/mc.
Base: Basamenti a scelta. In acciaio - metallo o in legno di frassino - faggio personalizzabili in differenti finiture.

Supporting structure: Internal frame in metal rod, flat bars, tubes, and round or square profiles of various sizes. Plywood strip or rubber dowel inserted under the shell for fabric stapling.
Padding: "POLFLEX" cold-moulded, non-deformable polyurethane foam, medium density 60 kg/m³.
Base: Choice of bases. In steel/metal or in ash/beech wood, customizable in different finishes.

Structure portante: Insert interne en tiges, plaques, tubes, profils carrés et ronds en métal de différentes dimensions. Languette en bois multiplis ou tige en caoutchouc insérée sous la coque pour l'agrafage du tissu.
Rembourrage: Polyuréthane « POLFLEX » indéformable moulé à froid, densité moyenne 60 kg/m³.
Base: Piétements au choix. En acier/métal ou en bois de frêne/hêtre, personnalisables avec différentes finitions.

Tragstruktur: Innenrahmen aus Metallstäben, Flachstahl, Rohren sowie Vierkant- und Rundprofilen in verschiedenen Größen. Sperrholzleiste oder Gummistab unter der Schale zur Befestigung des Bezugsstoffes eingesetzt.
Polsterung: „POLFLEX“ kaltgeschäumter, formstabiler Polyurethanschaum, mittlere Dichte 60 kg/m³.
Gestell: Wählbare Untergestelle. Aus Stahl/Metall oder aus Eschen- bzw. Buchenholz, individuell in verschiedenen Oberflächen erhältlich.

Cod. Tessuto/fabric/tissu/Stoff: 1/01
Cod. Pelle/leather/cuir/Leder: 2/02



1ANNPR1
2ANNPR1



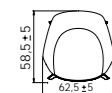
1ANNPR15
2ANNPR15



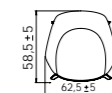
1ANNPP10
2ANNPP10



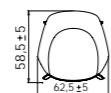
1ANNPL12
2ANNPL12



1ANNPL17
2ANNPL17



1ANNPL26
2ANNPL26



1ANNPL7
2ANNPL7



BaseR1 in metallo cromato lucido girevole/
In polished chrome-plated metal swivel/En métal chromé poli pivotant/Aus hochglanzverchromtem Metall Eschenholz



BaseR15 in metallo cromato lucido girevole/In polished chrome-plated metal swivel/En métal chromé poli pivotant/Aus hochglanzverchromtem Metall Eschenholz



BaseP10 in metallo cromato lucido girevole/In polished chrome-plated metal swivel/En métal chromé poli pivotant/Aus hochglanzverchromtem Metall Eschenholz



BaseL12 in legno di frassino/In ash wood/ En bois de frêne/ Aus Eschenholz



BaseL17 in legno di frassino girevole/ In ash wood swivel/ En bois de frêne pivotant/ Aus drehbarem Eschenholz



BaseL26 in legno di frassino girevole/ In ash wood swivel/ En bois de frêne pivotant/ Aus drehbarem Eschenholz



BaseL7 in legno di faggio/In beech wood/ En bois de hêtre/ Aus Buchenholz

BRIGIDA poltrona/armchair/fauteuil/Sessel
elementi/elements/éléments/Elemente

Design by Alberta Style Department



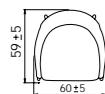
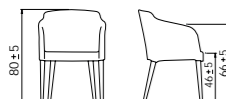
Struttura portante: Inserto interno in metallo tondino diam. 10, piatti, tubi, quadri e tondi di varie dimensioni. Listello in legno multistrato o tondello in gomma inserito sotto la scocca per la puntatura del tessuto. Molleggio della seduta costituito da cinghie elastiche in propilene.
Imbottiture: Poliuretano "POLFLEX" indeformabile stampato a freddo, densità media 60 kg/mc.
Base: Base realizzata in legno di frassino fornito verniciato.

Supporting structure: Internal insert in 10 mm metal rod, flat bars, tubes, and square or round profiles of various sizes. Plywood strip or rubber dowel inserted under the shell for fabric stapling. Seat suspension made of elastic polypropylene webbing.
Padding: "POLFLEX" cold-moulded, non-deformable polyurethane foam, medium density 60 kg/m³.
Base: Base made of ash wood, supplied either varnished.

Structure portante: Insert interne en tige métallique Ø10 mm, plaques, tubes, profils carrés et ronds de différentes dimensions. Languette en bois multiplis ou tige en caoutchouc insérée sous la coque pour l'agrafage du tissu. Suspension d'assise réalisée avec des sangles élastiques en polypropylène.
Rembourrage: Polyuréthane « POLFLEX » indéformable moulé à froid, densité moyenne 60 kg/m³.
Base: Piètement en bois de frêne, fourni verni.

Tragstruktur: Innenrahmen aus Metallrundstab Ø10 mm, Flachstahl, Rohren sowie Vierkant- und Rundprofilen in verschiedenen Größen. Sperrholzleiste oder Gummistab unter der Schale zur Befestigung des Bezugsstoffes eingesetzt. Sitzfederung aus elastischen Polypropylen-Gurten.
Polsterung: „POLFLEX“ kaltgeschäumter, formstabiler Polyurethanschaum, mittlere Dichte 60 kg/m³.
Gestell: Gestell aus Eschenholz, roh oder lackiert geliefert.

Cod. Tessuto/fabric/tissu/Stoff: 1/01
Cod. Pelle/leather/cuir/Leder: 2/02



1BRGP
2BRGP

BECKY poltrona/armchair/fauteuil/Sessel
elementi/elements/éléments/Elemente

Design by Alberta Style Department



Struttura portante: Inserto interno in metallo tondino, piatti, tubi, quadri e tondi di varie dimensioni. Listello in legno multistrato o tondello in gomma inserito sotto la scocca per la puntatura del tessuto.

Imbottiture: Poliuretano "POLFLEX" indeformabile stampato a freddo, densità media 60 kg/m³.

Base: Basamenti a scelta. In acciaio - metallo o in legno di frassino - faggio personalizzabili in differenti finiture.

Supporting structure: Internal frame in metal rod, flat bars, tubes, and round or square profiles of various sizes. Plywood strip or rubber dowel inserted under the shell for fabric stapling.

Padding: "POLFLEX" cold-moulded, non-deformable polyurethane foam, medium density 60 kg/m³.

Base: Choice of bases. In steel/metal or in ash/beech wood, customizable in different finishes.

Structure portante: Insert interne en tiges, plaques, tubes, profils carrés et ronds en métal de différentes dimensions. Languette en bois multiplis ou tige en caoutchouc insérée sous la coque pour l'agrafage du tissu.

Rembourrage: Polyuréthane « POLFLEX » indéformable moulé à froid, densité moyenne 60 kg/m³.

Base: Piétements au choix. En acier/métal ou en bois de frêne/hêtre, personnalisables avec différentes finitions.

Tragstruktur: Innenrahmen aus Metallstäben, Flachstahl, Rohren sowie Vierkant- und Rundprofilen in verschiedenen Größen. Sperrholzleiste oder Gummistab unter der Schale zur Befestigung des Bezugsstoffes eingesetzt.

Polsterung: „POLFLEX“ kaltgeschäumter, formstabiler Polyurethanschaum, mittlere Dichte 60 kg/m³.

Gestell: Wählbare Untergestelle. Aus Stahl/Metall oder aus Eschen- bzw. Buchenholz, individuell in verschiedenen Oberflächen erhältlich.

Cod. Tessuto/fabric/tissu/Stoff: 1/01


Cod. Pelle/leather/cuir/Leder: 2/02



1BKEPR1
2BKEPR1



1BKEPR15
2BKEPR15




1BKEPP10
2BKEPP10



1BKEPL12
2BKEPL12



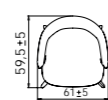
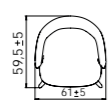
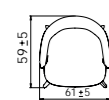
1BKEPL17
2BKEPL17



1BKEPL26
2BKEPL26



1BKEPL7
2BKEPL7



BaseR1 in metallo cromato lucido girevole/
In polished chrome-plated metal swivel/En métal chromé poli pivotant/Aus hochglanzverchromtem Metall Eschenholz



BaseR15 in metallo cromato lucido girevole/In polished chrome-plated metal swivel/En métal chromé poli pivotant/Aus hochglanzverchromtem Metall Eschenholz



BaseP10 in metallo cromato lucido girevole/In polished chrome-plated metal swivel/En métal chromé poli pivotant/Aus hochglanzverchromtem Metall Eschenholz



BaseL12 in legno di frassino/In ash wood/En bois de frêne/ Aus Eschenholz



BaseL17 in legno di frassino girevole/In ash wood swivel/En bois de frêne pivotant/ Aus drehbarem Eschenholz



BaseL26 in legno di frassino girevole/In ash wood swivel/En bois de frêne pivotant/ Aus drehbarem Eschenholz



BaseL7 in legno di faggio/In beech wood/En bois de hêtre/ Aus Buchenholz

MEGAN lounge
elementi/elements/éléments/Elemente

Design by Alberta Style Department



Struttura portante: Inserto interno in metallo tondino, piatti, tubi, quadri e tondi di varie dimensioni. Listello in legno multistrato o tondello in gomma inserito sotto la scocca per la puntatura del tessuto.

Imbottiture: Poliuretano "POLFLEX" indeformabile stampato a freddo, densità media 60 kg/mc.

Base: Basamenti a scelta. In acciaio - metallo o in legno di frassino - faggio personalizzabili in differenti finiture.

Supporting structure: Internal frame in metal rod, flat bars, tubes, and round or square profiles of various sizes. Plywood strip or rubber dowel inserted under the shell for fabric stapling.

Padding: "POLFLEX" cold-moulded, non-deformable polyurethane foam, medium density 60 kg/m³.

Base: Choice of bases. In steel/metal or in ash/beech wood, customizable in different finishes.

Structure portante: Insert interne en tiges, plaques, tubes, profils carrés et ronds en métal de différentes dimensions. Languette en bois multiplis ou tige en caoutchouc insérée sous la coque pour l'agrafage du tissu.

Rembourrage: Polyuréthane « POLFLEX » indéformable moulé à froid, densité moyenne 60 kg/m³.

Base: Piétements au choix. En acier/métal ou en bois de frêne/hêtre, personnalisables avec différentes finitions.

Tragstruktur: Innenrahmen aus Metallstäben, Flachstahl, Rohren sowie Vierkant- und Rundprofilen in verschiedenen Größen. Sperrholzleiste oder Gummistab unter der Schale zur Befestigung des Bezugsstoffes eingesetzt.

Polsterung: „POLFLEX“ kaltgeschäumter, formstabiler Polyurethanschaum, mittlere Dichte 60 kg/m³.

Gestell: Wählbare Untergestelle. Aus Stahl/Metall oder aus Eschen- bzw. Buchenholz, individuell in verschiedenen Oberflächen erhältlich.

Cod. Tessuto/fabric/tissu/Stoff: 1/01

Cod. Pelle/leather/cuir/Leder: 2/02



BaseR13 in metallo cromato lucido girevole/
In polished chrome-plated metal swivel/En métal chromé poli pivotant/Aus hochglanzverchromtem Metall Eschenholz



BaseR7 in metallo cromato lucido girevole/In polished chrome-plated metal swivel/En métal chromé poli pivotant/Aus hochglanzverchromtem Metall Eschenholz



BaseS7 in metallo cromato lucido/In polished chrome-plated metal/En métal chromé poli/Aus hochglanzverchromtem Metall



BaseL25 in legno di frassino girevole/ In ash wood swivel/ En bois de frêne pivotant/ Aus drehbarem Eschenholz



BaseL21 in legno di frassino girevole/ In ash wood swivel/ En bois de frêne pivotant/ Aus drehbarem Eschenholz



BaseL30 in legno di faggio/ In beech wood/ En bois de hêtre/ Aus Buchenholz



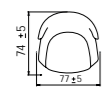
1MGRNLGR13
2MGRNLGR13



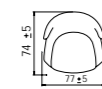
1MGRNLGR7
2MGRNLGR7



1MGRNLGS7
2MGRNLGS7



1MGRNLGL25
2MGRNLGL25



1MGRNLGL21
2MGRNLGL21



1MGRNLGL30
2MGRNLGL30

BREK lounge
elementi/elements/éléments/Elemente

Design by Alberta Style Department



Struttura portante: Inserto interno in metallo tondino, piatti, tubi, quadri e tondi di varie dimensioni. Listello in legno multistrato o tondello in gomma inserito sotto la scocca per la puntatura del tessuto.

Imbottiture: Poliuretano "POLFLEX" indeformabile stampato a freddo, densità media 60 kg/m³.

Base: Basamenti a scelta. In acciaio - metallo o in legno di frassino - faggio personalizzabili in differenti finiture.

Supporting structure: Internal frame in metal rod, flat bars, tubes, and round or square profiles of various sizes. Plywood strip or rubber dowel inserted under the shell for fabric stapling.

Padding: "POLFLEX" cold-moulded, non-deformable polyurethane foam, medium density 60 kg/m³.

Base: Choice of bases. In steel/metal or in ash/beech wood, customizable in different finishes.

Structure portante: Insert interne en tiges, plaques, tubes, profils carrés et ronds en métal de différentes dimensions. Languette en bois multiplis ou tige en caoutchouc insérée sous la coque pour l'agrafage du tissu.

Rembourrage: Polyuréthane « POLFLEX » indéformable moulé à froid, densité moyenne 60 kg/m³.

Base: Piétements au choix. En acier/métal ou en bois de frêne/hêtre, personnalisables avec différentes finitions.

Tragstruktur: Innenrahmen aus Metallstäben, Flachstahl, Rohren sowie Vierkant- und Rundprofilen in verschiedenen Größen. Sperrholzleiste oder Gummistab unter der Schale zur Befestigung des Bezugsstoffes eingesetzt.

Polsterung: „POLFLEX“ kaltgeschäumter, formstabiler Polyurethanschaum, mittlere Dichte 60 kg/m³.

Gestell: Wählbare Untergestelle. Aus Stahl/Metall oder aus Eschen- bzw. Buchenholz, individuell in verschiedenen Oberflächen erhältlich.

Cod. Tessuto/fabric/tissu/Stoff: 1/01

Cod. Pelle/leather/cuir/Leder: 2/02



BaseR13 in metallo cromato lucido girevole/
In polished chrome-plated metal swivel/En métal chromé poli pivotant/Aus hochglanzverchromtem Metall Eschenholz



BaseR7 in metallo cromato lucido girevole/In polished chrome-plated metal swivel/En métal chromé poli pivotant/Aus hochglanzverchromtem Metall Eschenholz



BaseS7 in metallo cromato lucido/In polished chrome-plated metal/En métal chromé poli/Aus hochglanzverchromtem Metall



BaseL21 in legno di frassino girevole/ In ash wood swivel/ En bois de frêne pivotant/ Aus drehbarem Eschenholz



BaseL30 in legno di faggio/ In beech wood/ En bois de hêtre/ Aus Buchenholz



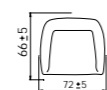
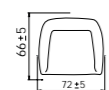
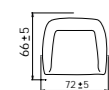
1BRELNGR13
2BRELNGR13



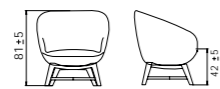
1BRELNGR7
2BRELNGR7



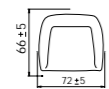
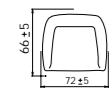
1BRELNGS7
2BRELNGS7



1BRENLGL21
2BRENLGL21



1BRENLGL30
2BRENLGL30



ARIEL lounge

elementi/elements/éléments/Elemente

Design by Alberta Style Department



Struttura portante: Inserto interno in metallo tondino, piatti, tubi, quadri e tondi di varie dimensioni. Listello in legno multistrato o tondello in gomma inserito sotto la scocca per la puntatura del tessuto.

Imbottiture: Poliuretano "POLFLEX" indeformabile stampato a freddo, densità media 60 kg/mc.

Base: Basamenti a scelta. In acciaio - metallo o in legno di frassino - faggio personalizzabili in differenti finiture.

Supporting structure: Internal frame in metal rod, flat bars, tubes, and round or square profiles of various sizes. Plywood strip or rubber dowel inserted under the shell for fabric stapling.

Padding: "POLFLEX" cold-moulded, non-deformable polyurethane foam, medium density 60 kg/m³.

Base: Choice of bases. In steel/metal or in ash/beech wood, customizable in different finishes.

Structure portante: Insert interne en tiges, plaques, tubes, profils carrés et ronds en métal de différentes dimensions. Languette en bois multiplis ou tige en caoutchouc insérée sous la coque pour l'agrafage du tissu.

Rembourrage: Polyuréthane « POLFLEX » indéformable moulé à froid, densité moyenne 60 kg/m³.

Base: Piétements au choix. En acier/métal ou en bois de frêne/hêtre, personnalisables avec différentes finitions.

Tragstruktur: Innenrahmen aus Metallstäben, Flachstahl, Rohren sowie Vierkant- und Rundprofilen in verschiedenen Größen. Sperrholzleiste oder Gummistab unter der Schale zur Befestigung des Bezugsstoffes eingesetzt.

Polsterung: „POLFLEX“ kaltgeschäumter, formstabiler Polyurethanschaum, mittlere Dichte 60 kg/m³.

Gestell: Wählbare Untergestelle. Aus Stahl/Metall oder aus Eschen- bzw. Buchenholz, individuell in verschiedenen Oberflächen erhältlich.

Cod. Tessuto/fabric/tissu/Stoff: 1/01

Cod. Pelle/leather/cuir/Leder: 2/02



BaseR13 in metallo cromato lucido girevole/
In polished chrome-plated metal swivel/En métal chromé poli pivotant/Aus hochglanzverchromtem Metall Eschenholz



BaseR7 in metallo cromato lucido girevole/In polished chrome-plated metal swivel/En métal chromé poli pivotant/Aus hochglanzverchromtem Metall Eschenholz



BaseS7 in metallo cromato lucido/In polished chrome-plated metal/En métal chromé poli/Aus hochglanzverchromtem Metall



BaseL14 in legno di frassino/In ash wood/En bois de frêne/ Aus Eschenholz



BaseL21 in legno di frassino girevole/In ash wood swivel/En bois de frêne pivotant/ Aus drehbarem Eschenholz



BaseL30 in legno di faggio/In beech wood/En bois de hêtre/ Aus Buchenholz



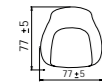
1ARILNGR13
2ARILNGR13



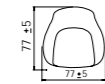
1ARILNGR7
2ARILNGR7



1ARILNGS7
2ARILNGS7



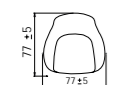
1ARILNGL14
2ARILNGL14



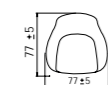
1ARILNGL21
2ARILNGL21



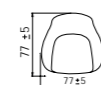
1ARILNGL30
2ARILNGL30



1ARILNGL14
2ARILNGL14



1ARILNGL21
2ARILNGL21



1ARILNGL30
2ARILNGL30

RIRI lounge
elementi/elements/éléments/Elemente

Design by Alberta Style Department



Struttura portante: Inserto interno in metallo tondino, piatti, tubi, quadri e tondi di varie dimensioni. Listello in legno multistrato o tondello in gomma inserito sotto la scocca per la puntatura del tessuto.

Imbottiture: Poliuretano "POLFLEX" indeformabile stampato a freddo, densità media 60 kg/mc.

Base: Basamenti a scelta. In acciaio - metallo o in legno di frassino - faggio personalizzabili in differenti finiture.

Supporting structure: Internal frame in metal rod, flat bars, tubes, and round or square profiles of various sizes. Plywood strip or rubber dowel inserted under the shell for fabric stapling.

Padding: "POLFLEX" cold-moulded, non-deformable polyurethane foam, medium density 60 kg/m³.

Base: Choice of bases. In steel/metal or in ash/beech wood, customizable in different finishes.

Structure portante: Insert interne en tiges, plaques, tubes, profils carrés et ronds en métal de différentes dimensions. Languette en bois multiplis ou tige en caoutchouc insérée sous la coque pour l'agrafage du tissu.

Rembourrage: Polyuréthane « POLFLEX » indéformable moulé à froid, densité moyenne 60 kg/m³.

Base: Piétements au choix. En acier/métal ou en bois de frêne/hêtre, personnalisables avec différentes finitions.

Tragstruktur: Innenrahmen aus Metallstäben, Flachstahl, Rohren sowie Vierkant- und Rundprofilen in verschiedenen Größen. Sperrholzleiste oder Gummistab unter der Schale zur Befestigung des Bezugsstoffes eingesetzt.

Polsterung: „POLFLEX“ kaltgeschäumter, formstabiler Polyurethanschaum, mittlere Dichte 60 kg/m³.

Gestell: Wählbare Untergestelle. Aus Stahl/Metall oder aus Eschen- bzw. Buchenholz, individuell in verschiedenen Oberflächen erhältlich.

Cod. Tessuto/fabric/tissu/Stoff: 1/01

Cod. Pelle/leather/cuir/Leder: 2/02



BaseR13 in metallo cromato lucido girevole/
In polished chrome-plated metal swivel/En métal chromé poli pivotant/Aus hochglanzverchromtem Metall Eschenholz



BaseR7 in metallo cromato lucido girevole/In polished chrome-plated metal swivel/En métal chromé poli pivotant/Aus hochglanzverchromtem Metall Eschenholz



BaseS7 in metallo cromato lucido/In polished chrome-plated metal/En métal chromé poli/Aus hochglanzverchromtem Metall



BaseL32 in legno di frassino/In ash wood/En bois de frêne/ Aus Eschenholz



BaseL21 in legno di frassino girevole/ In ash wood swivel/ En bois de frêne pivotant/ Aus drehbarem Eschenholz



1RIRLNGR13
2RIRLNGR13



1RIRLNGR7
2RIRLNGR7



1RIRLNGS7
2RIRLNGS7



1RIRLNL32
2RIRLNL32



1RIRLNL21
2RIRLNL21

LION LOW lounge

elementi/elements/éléments/Elemente

Design by Alberta Style Department



Struttura portante: Inserto interno in metallo tondino, piatti, tubi, quadri e tondi di varie dimensioni. Listello in legno multistrato o tondello in gomma inserito sotto la scocca per la puntatura del tessuto.

Imbottiture: Poliuretano "POLFLEX" indeformabile stampato a freddo, densità media 60 kg/mc.

Base: Basamenti a scelta. In acciaio - metallo o in legno di frassino - faggio personalizzabili in differenti finiture.

Supporting structure: Internal frame in metal rod, flat bars, tubes, and round or square profiles of various sizes. Plywood strip or rubber dowel inserted under the shell for fabric stapling.

Padding: "POLFLEX" cold-moulded, non-deformable polyurethane foam, medium density 60 kg/m³.

Base: Choice of bases. In steel/metal or in ash/beech wood, customizable in different finishes.

Structure portante: Insert interne en tiges, plaques, tubes, profils carrés et ronds en métal de différentes dimensions. Languette en bois multiplis ou tige en caoutchouc insérée sous la coque pour l'agrafage du tissu.

Rembourrage: Polyuréthane « POLFLEX » indéformable moulé à froid, densité moyenne 60 kg/m³.

Base: Piétements au choix. En acier/métal ou en bois de frêne/hêtre, personnalisables avec différentes finitions.

Tragstruktur: Innenrahmen aus Metallstäben, Flachstahl, Rohren sowie Vierkant- und Rundprofilen in verschiedenen Größen. Sperrholzleiste oder Gummistab unter der Schale zur Befestigung des Bezugsstoffes eingesetzt.

Polsterung: „POLFLEX“ kaltgeschäumter, formstabiler Polyurethanschaum, mittlere Dichte 60 kg/m³.

Gestell: Wählbare Untergestelle. Aus Stahl/Metall oder aus Eschen- bzw. Buchenholz, individuell in verschiedenen Oberflächen erhältlich.

Cod. Tessuto/fabric/tissu/Stoff: 1/01

Cod. Pelle/leather/cuir/Leder: 2/02



BaseR13 in metallo cromato lucido girevole/
In polished chrome-plated metal swivel/
En métal chromé poli pivotant/Aus hochglanzverchromtem Metall Eschenholz



BaseR7 in metallo cromato lucido girevole/
In polished chrome-plated metal swivel/
En métal chromé poli pivotant/Aus hochglanzverchromtem Metall Eschenholz



BaseS11 in metallo cromato lucido/
In polished chrome-plated metal/
En métal chromé poli/Aus hochglanzverchromtem Metall



BaseL40 in legno di frassino/
In ash wood/ En bois de frêne/ Aus Eschenholz



BaseL21 in legno di frassino girevole/
In ash wood swivel/
En bois de frêne pivotant/ Aus drehbarem Eschenholz



BaseP20 in acciaio cromato lucido/
In polished chrome-plated steel/
En acier chromé poli/Aus hochglanzverchromtem Stah



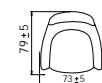
1LIOLGLR13
2LIOLGLR13



1LIOLGLR7
2LIOLGLR7



1LIOLGLS11
2LIOLGLS11



1LIOLGLL40
2LIOLGLL40



1LIOLGLL21
2LIOLGLL21



1LIOLGLP20
2LIOLGLP20

NORA MEDIUM lounge

elementi/elements/éléments/Elemente

Design by Alberta Style Department



Struttura portante: Inserto interno in metallo tondino, piatti, tubi, quadri e tondi di varie dimensioni. Listello in legno multistrato o tondello in gomma inserito sotto la scocca per la puntatura del tessuto.
Imbottiture: Poliuretano "POLFLEX" indeformabile stampato a freddo, densità media 60 kg/mc.
Base: Basamenti a scelta. In acciaio - metallo o in legno di frassino - faggio personalizzabili in differenti finiture.

Supporting structure: Internal frame in metal rod, flat bars, tubes, and round or square profiles of various sizes. Plywood strip or rubber dowel inserted under the shell for fabric stapling.
Padding: "POLFLEX" cold-moulded, non-deformable polyurethane foam, medium density 60 kg/m³.
Base: Choice of bases. In steel/metal or in ash/beech wood, customizable in different finishes.

Structure portante: Insert interne en tiges, plaques, tubes, profils carrés et ronds en métal de différentes dimensions. Languette en bois multiplis ou tige en caoutchouc insérée sous la coque pour l'agrafage du tissu.
Rembourrage: Polyuréthane « POLFLEX » indéformable moulé à froid, densité moyenne 60 kg/m³.
Base: Piétements au choix. En acier/métal ou en bois de frêne/hêtre, personnalisables avec différentes finitions.

Tragstruktur: Innenrahmen aus Metallstäben, Flachstahl, Rohren sowie Vierkant- und Rundprofilen in verschiedenen Größen. Sperrholzleiste oder Gummistab unter der Schale zur Befestigung des Bezugsstoffes eingesetzt.
Polsterung: „POLFLEX“ kaltgeschäumter, formstabiler Polyurethanschaum, mittlere Dichte 60 kg/m³.
Gestell: Wählbare Untergestelle. Aus Stahl/Metall oder aus Eschen- bzw. Buchenholz, individuell in verschiedenen Oberflächen erhältlich.

Cod. Tessuto/fabric/tissu/Stoff: 1/01
 Cod. Pelle/leather/cuir/Leder: 2/02



BaseR13 in metallo cromato lucido girevole/
 In polished chrome-plated metal swivel/En métal chromé poli pivotant/Aus hochglanzverchromtem Metall Eschenholz



BaseR7 in metallo cromato lucido girevole/In polished chrome-plated metal swivel/En métal chromé poli pivotant/Aus hochglanzverchromtem Metall Eschenholz



BaseS7 in metallo cromato lucido/In polished chrome-plated metal/En métal chromé poli/Aus hochglanzverchromtem Metall



BaseL25 in legno di frassino/In ash wood/En bois de frêne/ Aus Eschenholz



BaseL21 in legno di frassino girevole/In ash wood swivel/En bois de frêne pivotant/ Aus drehbarem Eschenholz



BaseL30 in legno di faggio/In beech wood/En bois de hêtre/ Aus Buchenholz



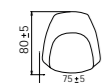
1NRALGMR13
 2NRALGMR13



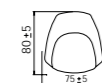
1NRALGMR7
 2NRALGMR7



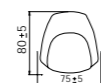
1NRALGMS7
 2NRALGMS7



1NRALGML25
 2NRALGML25



1NRALGML21
 2NRALGML21



1NRALGML30
 2NRALGML30

FLOWER lounge

elementi/elements/éléments/Elemente

Design by Alberta Style Department



Struttura portante: Inserto interno in metallo tondino, piatti, tubi, quadri e tondi di varie dimensioni. Listello in legno multistrato o tondello in gomma inserito sotto la scocca per la puntatura del tessuto.

Imbottiture: Poliuretano "POLFLEX" indeformabile stampato a freddo, densità media 60 kg/mc.

Base: Basamenti a scelta. In acciaio personalizzabile in differenti finiture.

Supporting structure: Internal frame in metal rod, flat bars, tubes, and round or square profiles of various sizes. Plywood strip or rubber dowel inserted under the shell for fabric stapling.

Padding: "POLFLEX" cold-moulded, non-deformable polyurethane foam, medium density 60 kg/m³.

Base: Choice of bases. Made of steel, customizable in different finishes.

Structure portante: Insert interne en tiges, plaques, tubes, profils carrés et ronds en métal de différentes dimensions. Languette en bois multiplis ou tige en caoutchouc insérée sous la coque pour l'agrafage du tissu.

Rembourrage: Polyuréthane « POLFLEX » indéformable moulé à froid, densité moyenne 60 kg/m³.

Base: Piétements au choix. En acier, personnalisable dans différentes finitions.

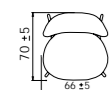
Tragstruktur: Innenrahmen aus Metallstäben, Flachstahl, Rohren sowie Vierkant- und Rundprofilen in verschiedenen Größen. Sperrholzleiste oder Gummistab unter der Schale zur Befestigung des Bezugsstoffes eingesetzt.

Polsterung: „POLFLEX“ kaltgeschäumter, formstabiler Polyurethanschaum, mittlere Dichte 60 kg/m³.

Gestell: Wählbare Untergestelle. Aus Stahl, in verschiedenen Ausführungen individualisierbar.

Cod. Tessuto/fabric/tissu/Stoff: 1/01

Cod. Pelle/leather/cuir/Leder: 2/02



1FLWLNG
2FLWLNG

VICKY sedia/chair/chaise/Stuhl
elementi/elements/éléments/Elemente

Design by Alberta Style Department



Struttura portante: Inserto interno in metallo tondino, piatti, tubi, quadri e tondi di varie dimensioni. Listello in legno multistrato o tondello in gomma inserito sotto la scocca per la puntatura del tessuto.
Imbottiture: Poliuretano "POLFLEX" indeformabile stampato a freddo, densità media 60 kg/mc.
Base: Basamenti a scelta. In acciaio - metallo o in legno di frassino - faggio personalizzabili in differenti finiture.

Supporting structure: Internal frame in metal rod, flat bars, tubes, and round or square profiles of various sizes. Plywood strip or rubber dowel inserted under the shell for fabric stapling.
Padding: "POLFLEX" cold-moulded, non-deformable polyurethane foam, medium density 60 kg/m³.
Base: Choice of bases. In steel/metal or in ash/beech wood, customizable in different finishes.

Structure portante: Insert interne en tiges, plaques, tubes, profils carrés et ronds en métal de différentes dimensions. Languette en bois multiplis ou tige en caoutchouc insérée sous la coque pour l'agrafage du tissu.
Rembourrage: Polyuréthane « POLFLEX » indéformable moulé à froid, densité moyenne 60 kg/m³.
Base: Piétements au choix. En acier/métal ou en bois de frêne/hêtre, personnalisables avec différentes finitions.

Tragstruktur: Innenrahmen aus Metallstäben, Flachstahl, Rohren sowie Vierkant- und Rundprofilen in verschiedenen Größen. Sperrholzleiste oder Gummistab unter der Schale zur Befestigung des Bezugsstoffes eingesetzt.
Polsterung: „POLFLEX“ kaltgeschäumter, formstabiler Polyurethanschaum, mittlere Dichte 60 kg/m³.
Gestell: Wählbare Untergestelle. Aus Stahl/Metall oder aus Eschen- bzw. Buchenholz, individuell in verschiedenen Oberflächen erhältlich.

Cod. Tessuto/fabric/tissu/Stoff: 1/01
Cod. Pelle/leather/cuir/Leder: 2/02



BaseR1 in metallo cromato lucido girevole/In polished chrome-plated metal swivel/En métal chromé poli pivotant/Aus hochglanzverchromtem Metall Eschenholz



BaseR15 in metallo cromato lucido girevole/In polished chrome-plated metal swivel/En métal chromé poli pivotant/Aus hochglanzverchromtem Metall Eschenholz



BaseP13 in acciaio cromato lucido girevole/In polished chrome-plated steel swivel/En acier chromé poli pivotant/Aus hochglanzverchromtem Stah Eschenholz



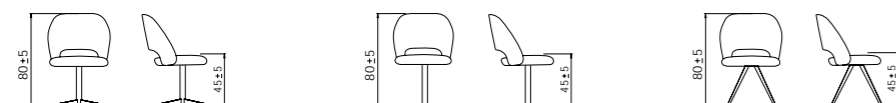
BaseL12 in legno di frassino/In ash wood/ En bois de frêne/ Aus Eschenholz



BaseL17 in legno di frassino girevole/ In ash wood swivel/ En bois de frêne pivotant/ Aus drehbarem Eschenholz



BaseL26 in legno di frassino girevole/ In ash wood swivel/ En bois de frêne pivotant/ Aus drehbarem Eschenholz



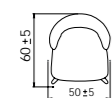
1VKYSER1
2VKYSER1



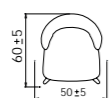
1VKYSER15
2VKYSER15



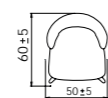
1VKYSEP13
2VKYSEP13



1VKYSEL12
2VKYSEL12



1VKYSEL17
2VKYSEL17



1VKYSEL26
2VKYSEL26



AMY-AMYOPEN sedia/chair/chaise/Stuhl

elementi/elements/éléments/Elemente

Design by Alberta Style Department



Struttura portante: Inserto interno in metallo tondino, piatti, tubi, quadri e tondi di varie dimensioni. Listello in legno multistrato o tondello in gomma inserito sotto la scocca per la puntatura del tessuto.
Imbottiture: Poliuretano "POLFLEX" indeformabile stampato a freddo, densità media 60 kg/mc.
Base: Basamenti a scelta. In acciaio - metallo o in legno di frassino - faggio personalizzabili in differenti finiture.

Supporting structure: Internal frame in metal rod, flat bars, tubes, and round or square profiles of various sizes. Plywood strip or rubber dowel inserted under the shell for fabric stapling.
Padding: "POLFLEX" cold-moulded, non-deformable polyurethane foam, medium density 60 kg/m³.
Base: Choice of bases. In steel/metal or in ash/beech wood, customizable in different finishes.

Structure portante: Insert interne en tiges, plaques, tubes, profils carrés et ronds en métal de différentes dimensions. Languette en bois multiplis ou tige en caoutchouc insérée sous la coque pour l'agrafage du tissu.
Rembourrage: Polyuréthane « POLFLEX » indéformable moulé à froid, densité moyenne 60 kg/m³.
Base: Piétements au choix. En acier/métal ou en bois de frêne/hêtre, personnalisables avec différentes finitions.

Tragstruktur: Innenrahmen aus Metallstäben, Flachstahl, Rohren sowie Vierkant- und Rundprofilen in verschiedenen Größen. Sperrholzleiste oder Gummistab unter der Schale zur Befestigung des Bezugstoffes eingesetzt.
Polsterung: „POLFLEX“ kaltgeschäumter, formstabiler Polyurethanschaum, mittlere Dichte 60 kg/m³.
Gestell: Wählbare Untergestelle. Aus Stahl/Metall oder aus Eschen- bzw. Buchenholz, individuell in verschiedenen Oberflächen erhältlich.

Cod. Tessuto/fabric/tissu/Stoff: 1/01
 Cod. Pelle/leather/cuir/Leder: 2/02



BaseR1 in metallo cromato lucido girevole/In polished chrome-plated metal swivel/En métal chromé poli pivotant/Aus hochglanzverchromtem Metall Eschenholz



BaseR15 in metallo cromato lucido girevole/In polished chrome-plated metal swivel/En métal chromé poli pivotant/Aus hochglanzverchromtem Metall Eschenholz



BaseP13 in acciaio cromato lucido girevole/In polished chrome-plated steel swivel/En acier chromé poli pivotant/Aus hochglanzverchromtem Stah Eschenholz




BaseL9 in legno di faggio/In beech wood/En bois de hêtre/ Aus Buchenholz



BaseL17 in legno di frassino girevole/In ash wood swivel/En bois de frêne pivotant/ Aus drehbarem Eschenholz



BaseL36 in legno di faggio/In beech wood/En bois de hêtre/ Aus Buchenholz



DEVA sedia/chair/chaise/Stuhl
elementi/elements/éléments/Elemente

Design by Alberta Style Department



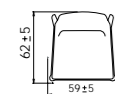
Struttura portante: Inserto interno in metallo tondino diam. 10, piatti, tubi, quadri e tondi di varie dimensioni. Listello in legno multistrato o tondello in gomma inserito sotto la scocca per la puntatura del tessuto. Molleggio della seduta costituito da cinghie elastiche in propilene.
Imbottiture: Poliuretano "POLFLEX" indeformabile stampato a freddo, densità media 60 kg/mc.
Base: Base realizzata in legno di frassino fornito verniciato.

Supporting structure: Internal insert in 10 mm metal rod, flat bars, tubes, and square or round profiles of various sizes. Plywood strip or rubber dowel inserted under the shell for fabric stapling. Seat suspension made of elastic polypropylene webbing.
Padding: "POLFLEX" cold-moulded, non-deformable polyurethane foam, medium density 60 kg/m³.
Base: Base made of ash wood, supplied either varnished.

Structure portante: Insert interne en tige métallique Ø10 mm, plaques, tubes, profils carrés et ronds de différentes dimensions. Languette en bois multiplis ou tige en caoutchouc insérée sous la coque pour l'agrafage du tissu. Suspension d'assise réalisée avec des sangles élastiques en polypropylène.
Rembourrage: Polyuréthane « POLFLEX » indéformable moulé à froid, densité moyenne 60 kg/m³.
Base: Piètement en bois de frêne, fourni verni.

Tragstruktur: Innenrahmen aus Metallrundstab Ø10 mm, Flachstahl, Rohren sowie Vierkant- und Rundprofilen in verschiedenen Größen. Sperrholzleiste oder Gummistab unter der Schale zur Befestigung des Bezugsstoffes eingesetzt. Sitzfederung aus elastischen Polypropylen-Gurten.
Polsterung: „POLFLEX“ kaltgeschäumter, formstabiler Polyurethanschaum, mittlere Dichte 60 kg/m³.
Gestell: Gestell aus Eschenholz, roh oder lackiert geliefert.

Cod. Tessuto/fabric/tissu/Stoff: 1/01
Cod. Pelle/leather/cuir/Leder: 2/02



1DEVSEL29
2DEVSEL29

NELL sedia/chair/chaise/Stuhl
elementi/elements/éléments/Elemente

Design by Alberta Style Department



Struttura portante: Inserto interno in metallo tondino, piatti, tubi, quadri e tondi di varie dimensioni. Listello in legno multistrato o tondello in gomma inserito sotto la scocca per la puntatura del tessuto.

Imbottiture: Poliuretano "POLFLEX" indeformabile stampato a freddo, densità media 60 kg/mc.

Base: Basamenti a scelta. In acciaio - metallo o in legno di frassino - faggio personalizzabili in differenti finiture.

Supporting structure: Internal frame in metal rod, flat bars, tubes, and round or square profiles of various sizes. Plywood strip or rubber dowel inserted under the shell for fabric stapling.

Padding: "POLFLEX" cold-moulded, non-deformable polyurethane foam, medium density 60 kg/m³.

Base: Choice of bases. In steel/metal or in ash/beech wood, customizable in different finishes.

Structure portante: Insert interne en tiges, plaques, tubes, profils carrés et ronds en métal de différentes dimensions. Languette en bois multiplis ou tige en caoutchouc insérée sous la coque pour l'agrafage du tissu.

Rembourrage: Polyuréthane « POLFLEX » indéformable moulé à froid, densité moyenne 60 kg/m³.

Base: Piétements au choix. En acier/métal ou en bois de frêne/hêtre, personnalisables avec différentes finitions.

Tragstruktur: Innenrahmen aus Metallstäben, Flachstahl, Rohren sowie Vierkant- und Rundprofilen in verschiedenen Größen. Sperrholzleiste oder Gummistab unter der Schale zur Befestigung des Bezugsstoffes eingesetzt.

Polsterung: „POLFLEX“ kaltgeschäumter, formstabiler Polyurethanschaum, mittlere Dichte 60 kg/m³.

Gestell: Wählbare Untergestelle. Aus Stahl/Metall oder aus Eschen- bzw. Buchenholz, individuell in verschiedenen Oberflächen erhältlich.

Cod. Tessuto/fabric/tissu/Stoff: 1/01

Cod. Pelle/leather/cuir/Leder: 2/02



BaseR1 in metallo cromato lucido girevole/In polished chrome-plated metal swivel/En métal chromé poli pivotant/Aus hochglanzverchromtem Metall Eschenholz



BaseR15 in metallo cromato lucido girevole/In polished chrome-plated metal swivel/En métal chromé poli pivotant/Aus hochglanzverchromtem Metall Eschenholz



BaseP13 in acciaio cromato lucido girevole/In polished chrome-plated steel swivel/En acier chromé poli pivotant/Aus hochglanzverchromtem Stah Eschenholz



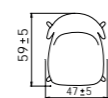
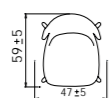
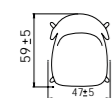

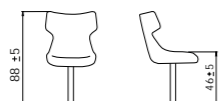
BaseL9 in legno di faggio/In beech wood/ En bois de hêtre/ Aus Buchenholz



BaseL17 in legno di frassino girevole/ In ash wood swivel/ En bois de frêne pivotant/ Aus drehbarem Eschenholz



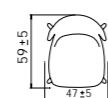
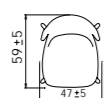
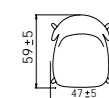
BaseGL in legno di frassino/ In ash wood/ En bois de frêne/ Aus Eschenholz



1NELSER1
2NELSER1

1NELSER15
2NELSER15

1NELSEP13
2NELSEP13



1NELSEL9
2NELSEL9

1NELSEL17
2NELSEL17

1NELSEGL
2NELSEGL

BIGBOB pouf

elementi/elements/éléments/Elemente

Design by Alberta Style Department



Struttura portante: Inserto interno in metallo tondino, piatti, tubi, quadri e tondi di varie dimensioni. Listello in legno multistrato o tondello in gomma inserito sotto la scocca per la puntatura del tessuto.

Imbottiture: Poliuretano "POLFLEX" indeformabile stampato a freddo, densità media 60 kg/mc.

Base: 4 piedini in plastica.

Supporting structure: Internal frame in metal rod, flat bars, tubes, and round or square profiles of various sizes. Plywood strip or rubber dowel inserted under the shell for fabric stapling.

Padding: "POLFLEX" cold-moulded, non-deformable polyurethane foam, medium density 60 kg/m³.

Base: 4 plastic feet.

Structure portante: Insert interne en tiges, plaques, tubes, profils carrés et ronds en métal de différentes dimensions. Languette en bois multiplis ou tige en caoutchouc insérée sous la coque pour l'agrafage du tissu.

Rembourrage: Polyuréthane « POLFLEX » indéformable moulé à froid, densité moyenne 60 kg/m³.

Base: 4 pieds en plastique.

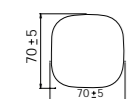
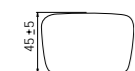
Tragstruktur: Innenrahmen aus Metallstäben, Flachstahl, Rohren sowie Vierkant- und Rundprofilen in verschiedenen Größen. Sperrholzleiste oder Gummistab unter der Schale zur Befestigung des Bezugsstoffes eingesetzt.

Polsterung: „POLFLEX“ kaltgeschäumter, formstabiler Polyurethanschaum, mittlere Dichte 60 kg/m³.

Gestell: 4 Kunststofffüße.

Cod. Tessuto/fabric/tissu/Stoff: 1/01

Cod. Pelle/leather/cuir/Leder: 2/02



1BOBPFBG
2BOBPFBG

BOB pouf

elementi/elements/éléments/Elemente

Design by Alberta Style Department



Struttura portante: Inserto interno in metallo tondino, piatti, tubi, quadri e tondi di varie dimensioni. Listello in legno multistrato o tondello in gomma inserito sotto la scocca per la puntatura del tessuto.

Imbottiture: Poliuretano "POLFLEX" indeformabile stampato a freddo, densità media 60 kg/mc.

Base: 4 piedini in plastica.

Supporting structure: Internal frame in metal rod, flat bars, tubes, and round or square profiles of various sizes. Plywood strip or rubber dowel inserted under the shell for fabric stapling.

Padding: "POLFLEX" cold-moulded, non-deformable polyurethane foam, medium density 60 kg/m³.

Base: 4 plastic feet.

Structure portante: Insert interne en tiges, plaques, tubes, profils carrés et ronds en métal de différentes dimensions. Languette en bois multiplis ou tige en caoutchouc insérée sous la coque pour l'agrafage du tissu.

Rembourrage: Polyuréthane « POLFLEX » indéformable moulé à froid, densité moyenne 60 kg/m³.

Base: 4 pieds en plastique.

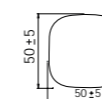
Tragstruktur: Innenrahmen aus Metallstäben, Flachstahl, Rohren sowie Vierkant- und Rundprofilen in verschiedenen Größen. Sperrholzleiste oder Gummistab unter der Schale zur Befestigung des Bezugsstoffes eingesetzt.

Polsterung: „POLFLEX“ kaltgeschäumter, formstabiler Polyurethanschaum, mittlere Dichte 60 kg/m³.

Gestell: 4 Kunststofffüße.

Cod. Tessuto/fabric/tissu/Stoff: 1/01

Cod. Pelle/leather/cuir/Leder: 2/02



1BOBPOUFF
2BOBPOUFF

